



NEW
REXTON

KG Mobility Corporation

13th floor, Times Square A-dong, 15, Yeongjung-ro, Yeongdeungpo-gu, Seoul, Korea
www.kg-mobility.com/en

 www.facebook.com/KGMobilityGlobal

 www.instagram.com/kg_mobility_global

Some of the equipment shown in this brochure is optional and may not be available on all models or in all markets.
All specifications are subject to change without notice.
Please contact your local dealer for the latest information.

KGM202305 EU_LHD ENGLISH Printed in KOREA





DRIVE IN LUXURY, TRAVEL IN STYLE



MAROON INTERIOR

STYLISH ELEGANCE,
INSIDE AND OUT





PUTTING ON THE STYLE

Understated style is in the detail, and befitting a premium quality luxury SUV, Rexton boasts some standout features that really make the difference. 20" highly polished alloy wheels will instantly be noticed, as will the refined yet distinctive mesh radiator grille and crystal-clear LED headlights, collectively creating real presence.



- 1 Clear LED headlights with LED daytime running lights
- 2 Prestigious mesh radiator grille
- 3 20" polished alloy wheels



1



2



3

SEE AND BE SEEN - IN STYLE

New Rexton exudes an aura of understated style, day and night. The distinctive rear light clusters sit neatly within the contours of the bodywork yet pack a real punch. There are high-visibility LED stop and side lights as well as dynamic direction indicators, all complemented by the 'third' high-mounted brake light neatly positioned within the roof spoiler, which together with the soft-glow number-plate lights ensure excellent rear end visibility in the dark.

- 1 Rear light clusters with LED brake lights
- 2 Rear bumper with high-gloss black skid plate
- 3 Dynamic direction indicators





CLASSICAL BEIGE INTERIOR



COSSETTED IN STYLE

An all-new instrument panel, the finest materials - tactile style



MAROON INTERIOR

CAREFULLY CURATED INFORMATION

With its large number of safety features, new Rexton needs to communicate a great deal of information to the driver and must present this in an easy-to-comprehend, digestible form. This has to be curated in such a way that information is prioritised without becoming distracting, and is communicated via a hi-tech 12.3" instrument cluster and a 12.3" navigation screen, while also providing 360° visual monitoring, especially important during reversing and close quarter maneuvering. A touchscreen allows you to control the navigation and audio systems which include digital radio, MP3, Apple CarPlay, Google Android Auto and USB devices.

12.3" DIGITAL INSTRUMENT CLUSTER



12.3" NAVIGATION & SMART AUDIO SYSTEM



1 Touch screen display 2 Apple CarPlay & Android Auto

3D 360° VISUAL MONITORING SYSTEM




DUAL-ZONE AUTOMATIC AIR CONDITIONING



ARE YOU SITTING COMFORTABLY

Comfort felt through the seat, good posture and positioning, the correct ambient temperature and with instruments falling readily to hand all help to ensure a relaxed, stress-free driving experience, whatever the road conditions and traffic.

1 Driver's seat with powered 8-way positioning and 4-way lumbar support 2 Quilted black suede upholstery 3 Heated front and rear seats 4 Ventilated front seats



LOADS OF SPACE


Thanks to the various seating layout options, new Rexton affords you the space to carry up to five adult passengers in supreme comfort, and the choice of different passenger and load combinations.



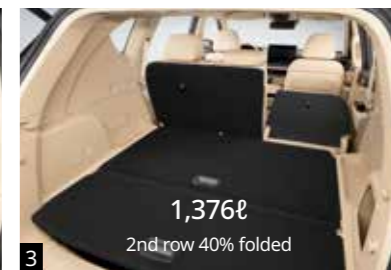

REAR SEATS THAT FOLD-FLAT, RECLINE TO 139° AND SPLIT 40:60



CHOICE OF SEATING CONFIGURATIONS (5-SEATER MODEL)



1 2nd row 100% folded 2 Normal seating 3 2nd row 40% folded 4 2nd row 60% folded





THE POWER TO DELIVER

With sufficient power and torque, an 8-speed automatic transmission, 4WD and a locking differential, new Rexton is a powerful tour de force especially for towing.

2.2LITRE DIESEL ENGINE

Max. Power (PS/rpm)	202 / 3,800
Max. Torque (Nm/rpm)	441 / 1,600 ~ 2,600
Displacement	2,157 cc
Engine Model	e-XDi220



* With automatic transmission

8-SPEED AUTOMATIC TRANSMISSION WITH 'SHIFT-BY-WIRE' GEAR SELECTION



PART-TIME 4WD

Depending on changing conditions on or off road, the part-time four-wheel drive system allows the driver to take control to ensure that operational safety and efficiency are superior to that of a full-time 4WD.



LOCKING DIFFERENTIAL

When wheel spin occurs on a rough road or loose surface, the locking differential automatically locks the differential to help secure maximum traction and maintain momentum.



**81.7%
HIGH-TENSILE
STEEL**



BUILT USING THE MOST ADVANCED AUTOMOTIVE HIGH-STRENGTH STEEL.


New Rexton's body is built from high-density steel, 81.7% of which is high-tensile-strength steel plate giving superb rigidity and protection against deformation in a collision and maximising the internal safety of the cabin.

SOLIDLY BUILT FOR OPTIMUM SAFETY

A high-level of passive safety is built in to new Rexton thanks to the structural rigidity of its body & quad frame construction.

QUAD FRAME

The frame underpins the body and features a quadruple-layered structure that exceeds the global standard for lateral collision safety.



THE COMPREHENSIVE APPROACH TO ACTIVE SAFETY

New Rexton features one of the most comprehensive suites of active safety measures including Intelligent Adaptive Cruise Control



INTELLIGENT ADAPTIVE CRUISE CONTROL (IACC) CENTERING LANE KEEPING ASSIST (CLKA)

IACC autonomous driving mode provides lane centre assist control. By monitoring the lane lines through the forward-facing camera and adjusting the steering, CLKA improves driver convenience by helping to keep the vehicle in the centre of its lane, whatever the speed.



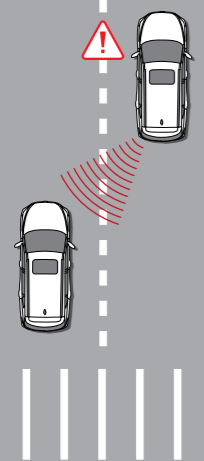
* When using IACC, drivers are advised to keep their hands on the steering wheel and keep looking forward.





**Lane Keeping Assist (LKA)
Lane Departure Warning (LDW)**

LKA uses a forward-facing camera to monitor the lane lines. On detecting an attempt to change lane without prior signaling, it automatically corrects the electric power steering to keep the vehicle within the correct lane.

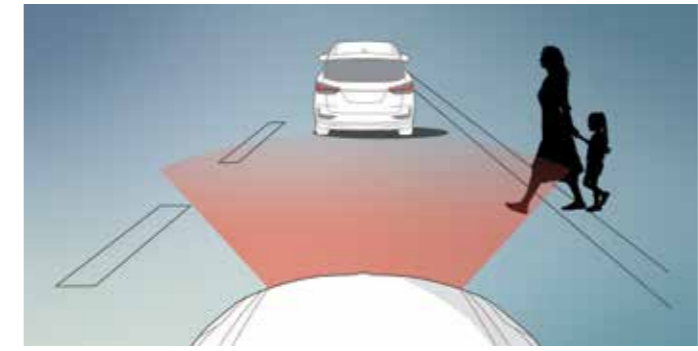


Lane Change-Collision Warning (LCW)

LCW utilises sensors to detect and warn the driver about cars approaching from behind in an adjacent lane.

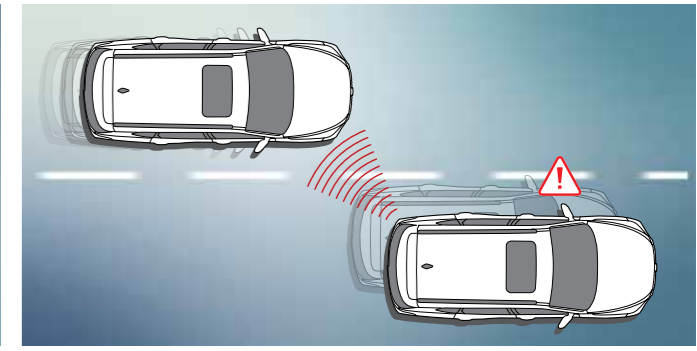
**ADVANCED DRIVER ASSISTANCE SYSTEMS –
KEEPING YOU SAFE**

Autonomous Emergency Braking – AEB is just one of many features designed to keep you safe. Things happen quickly when you are on a motorway, and if you come up against a slow-moving vehicle or one that has stopped unexpectedly, AEB will cut in to help avoid or minimise the risk of a collision by warning the driver in advance.



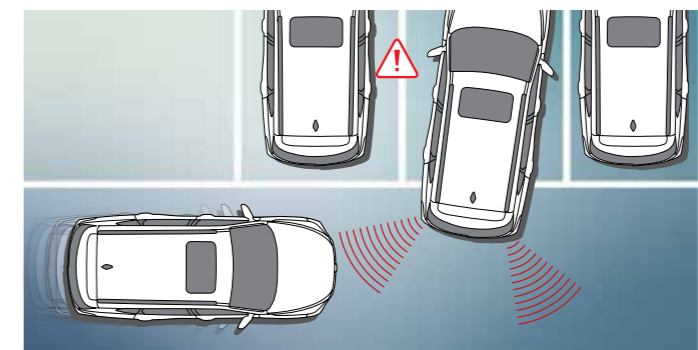
Autonomous Emergency Braking (AEB)

AEB helps avoid or minimise the risk of collision by detecting slower moving or stalled vehicles ahead and warns the driver in advance.



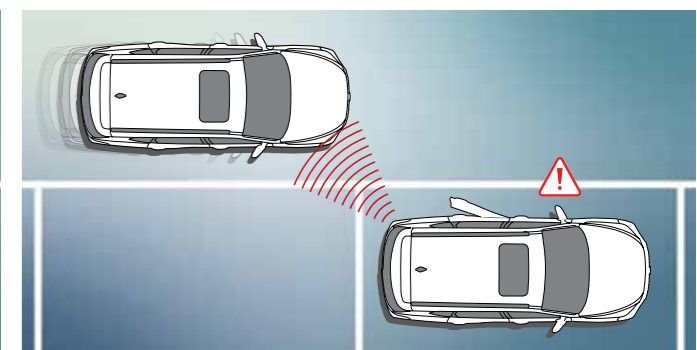
**Blind Spot-detection Warning (BSW)
Blind Spot-Collision Assist (BSA)**

BSA automatically assists by braking if there is a risk of collision with vehicles in the blind-spot while changing lanes.



**Rear Cross Traffic-Collision Assist- intervention (RCTA-i)
Rear Cross Traffic Warning (RCTW)**

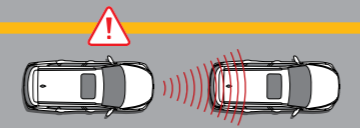
When reversing and an approaching vehicle is detected in its path, RCTA sounds an alarm and automatically applies the brakes to stop the vehicle and minimise the risk of collision.



Safety Exit Warning (SEW)

SEW uses rear corner radars to detect cars approaching from behind and warns passengers to look before exiting the vehicle.

**Advanced Driver
Assistance Systems
(ADAS)**



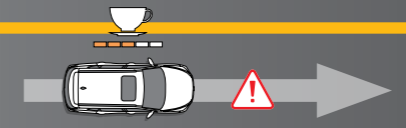
Safety Distance Warning (SDW)

SDW calculates the distance to the vehicle in front and warns the driver when a safe distance is not maintained.



Front Vehicle Start Warning (FVSW)

FVSW attracts driver's attention with a visual pop-up alert and audible sound when the vehicle directly in front is pulling away.



Driver Attention Warning (DAW)

If the DAW system senses the driver's attention level has been significantly reduced, it gives an audible warning and a graphic on the cluster.



Smart High Beam (SHB)

Automatically dips the high beam when an approaching vehicle is detected, making night-driving easier and safer.

KEEPING YOU AND YOUR PASSENGERS SAFE

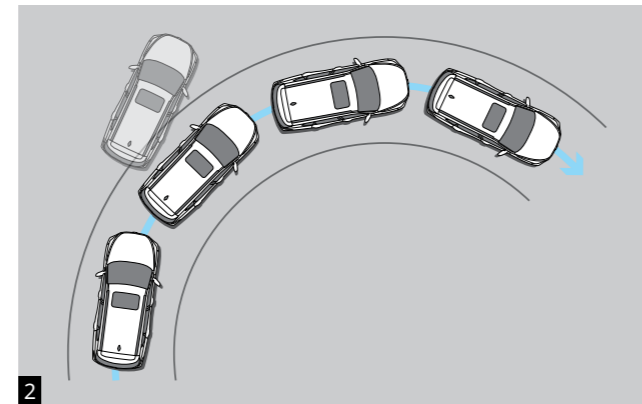
New Rexton is literally packed with airbags – nine in total, helping to keep the driver and all occupants safe in a major impact collision.

9 AIRBAGS

- 1 Driver's airbag
- 2 Driver's knee protection airbag
- 3 Passenger's airbag
- 4 5 Driver's & passenger's side airbags
- 6 7 Rear seat side airbags
- 8 9 Curtain airbags



1 Emergency Stop Signal (ESS) 2 Electronic Stability Programme (ESP) 3 Trailer Sway Control (TSC)



GETTING YOU THERE AND SAFELY HOME



STYLE & CONVENIENCE

Features to make your travelling safer, more convenient and enjoyable



Smart power tailgate



Electric windows operated via remote-control smart key



Headlights with 'see you home' function



Automatic tilt-down external mirrors when reversing



Position memory control system for driver's seating



Passenger seat with easy access feature



Wireless smartphone charger



Manual roller blinds to rear side windows



2-channel touch-sensitive door handles with external lights



Powered safety sunroof



Tyre repair kit



Tyre pressure monitoring system



Dual cup holder with sliding cover



LED cabin light



C-type USB slots (front/rear)



Smart key



Parking assist system



Instrument cluster with 3.5" trip computer



Steering wheel mounted cruise control switches



Manual air conditioning



Overhead console with red seatbelt reminder light



Illuminated stainless steel door trims



Luggage cover (5-seater model)



Dual position adjustable luggage floor

COLOUR GUIDE

EXTERIOR COLOUR



Grand White (WAA)



Silky White Pearl (WAK)



Elemental Grey (ACY)



Galaxies Grey (ADB)



Atlantic Blue (BAU)



Marble Grey (ACM)



Space Black (LAK)

WHEELS



17"
alloy wheels



18"
diamond-cut finished
alloy wheels



20"
sputtering wheels

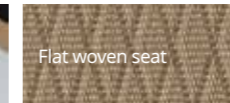


20"
dark sputtering wheels


INTERIOR COLOUR



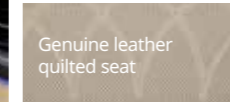
Classical Beige Interior (EBJ)



Flat woven seat



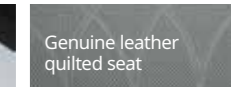
TPU
(Thermoplastic urethane)



Genuine leather
quilted seat



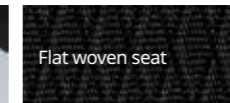
Khaki Interior (GAN)



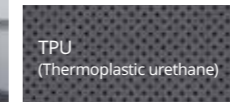
Genuine leather
quilted seat



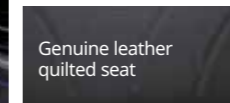
Black Interior (LBN)



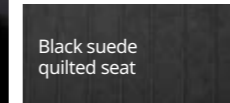
Flat woven seat



TPU
(Thermoplastic urethane)



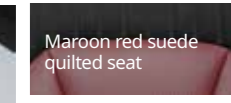
Genuine leather
quilted seat



Black suede
quilted seat



Maroon Interior (OBC)



Maroon red suede
quilted seat

* Leather seat includes artificial leather partially

FEATURES LIST

ENGINE & FUEL SYSTEM

e-XDi 220 2.2L diesel engine with AOC, SCR, LNT and CDPF systems
Euro 6d STEP 2 emission standard
Engine acoustic cover
Electronic cruise control
Voltage stabiliser
70L fuel tank
Idle stop & go (ISG) system with electric energy management (EEM)
Single exhaust silencer

DRIVE TRAIN

Rear wheel drive system
8-speed automatic transmission with shift by wire
Part-time 4WD with shifting on the fly
Paddle shift

STEERING SYSTEM

Hydraulic power steering
R-EPS (Rack type electronic power steering)
Leather steering wheel cover with silver or high-gloss black accent
Manually controlled tilt and telescopic steering
Mechanical steering column lock (standard)
Electric steering column lock (deluxe)
Heated leather steering wheel cover

SUSPENSION

Double-wishbone front suspension system with coil springs
Five-link rear suspension system with coil springs
Impact-absorbing 10-link rear suspension

BRAKE SYSTEM

Ventilated disc brakes for front and rear
Electronic parking brake with auto-hold function
Electronic stability programme (ESP) with anti-lock braking system (ABS), hill start assist (HSA), traction control system (TCS), hill descent control (HDC), active roll-over protection (ARP), emergency stop signal (ESS) and trailer sway control (TSC)

WHEELS AND TYRES

17" alloy wheels 235/70 tyres
18" diamond-cut finished alloy wheels 255/60 tyres
18" diamond-cut finished alloy wheels 255/60 summer tyres
20" sputtering wheels 255/50 tyres
20" dark sputtering wheels 255/50 tyres

Tyre repair kit
Tyre Pressure Monitoring System (TPMS)

EXTERIOR

Deluxe mesh-shaped radiator grille
Long license plate garnish
High-glossy skid plate under front & rear bumpers
Exterior rear view mirrors, electrically controlled, foldable and heated with side repeaters and puddle lamp
Body color & chrome outside door handles with hidden key button
Aero-blade wipers
Clean-sill door
Fashionable roof rails (black or silver)
Air spoiler with LED high-mounted stop lamp
Trailer hitch mounting
Safety powered sunroof

GLASS

Tinted, noise-control windshield glass (standard)
Solar, noise-control windshield glass (deluxe)
Tinted front & rear door glass
Tinted quarterlight & tailgate glass
Privacy glass on rear door, quarterlight and tailgate (deluxe)

INTERIOR

Sun visors with vanity mirror, illumination and sliding extension
Adjustable day/night rearview mirror (standard)
Electrochromic interior rearview mirror (deluxe)
Visual VIN label
Glove box with lamp and key lock
A-pillar cloth trim
B-pillar assist grip
Silver-grain accented instrument panel (standard)
Silver-grain accented instrument panel with TPU or TPU-quilting or Suede-quilting covers (deluxe)
Stainless steel scuff on front & rear doors
Illuminated front-door scuff (deluxe)
Leather-wrapped gear knob for manual
Leather-wrapped & grain gear knob for automatic
Chrome inside door handle
Floor mats
Luggage cover and load net & grocery hook in cargo bay (5-seater)

Variable luggage shelf
Cargo barrier net (5-seater)
Manual roller blind

SEATS

5 seat or 7 seat
Manually height-adjustable driver seat with sliding head rest
Manually adjustable passenger seat with sliding head rest
8-way power-adjustable driver seat
6-way power-adjustable front passenger seat
Driver's seat with 4-way powered lumbar support
Seat memory settings for three drivers, including seat & outside door mirror positions, stored in onboard memory
Automatic easy access mode for driver's seat
Passenger's seat walk-in device
60:40 split folding 2nd-row seats with folding centre armrest
Double-folding and reclining 2nd-row seats
50:50 split folding 3rd-row seats
Heated front and rear seats
Ventilated front seats
Flat woven seat upholstery
Thermoplastic polyurethane (TPU) seat upholstery
Premium leather seat upholstery

CONVENIENCE

Standard cluster including 3.5" mono TFT-LCD information screen
Deluxe 12.3" full colour LCD cluster including trip computer
Full LED 4-ball front head lights with LED DRL, LED turn signal lamp and manual leveling
LED front fog lights
LED rear fog lights
Rear combination lamp with LED stop lights
Ambient lights on the instrument panel and door handle
Foot LED lamps for driver and front passenger
Automatic light control and rain-sensing front wipers
Safety power window (front or all)
LED lamps in cabin
Folding type dual remote keyless entry system (REKES) with key hole illumination
Dual smart key system including auto closing function (deluxe)
Immobiliser with keyhole illumination
Anti-theft alarm
Twin horn
Intermittent rear wiper
Deluxe daytime running light (DRL) with front & rear sequential turn signal lighting
Smart power tailgate
Wireless charger
LED license lamp

SAFETY

High-strength-steel construction
Ultra-rigid Quad Frame for greater strength, less vibration and noise
Door impact beams for added protection from side collisions
Dual airbags
Seat side and curtain airbags for front and rear passengers
Driver's knee airbag
Airbag on/off switch for front passenger
Front seatbelt ELR pre-tensioners, load limiters and anchor pretensioner with CLT
3-point seat belts fitted to the two rear side seats and one lap belt on the centre seat
2nd row 3-point seatbelts
2nd row seatbelts with load limiters (both sides) & 3-point center seatbelt
Seat belts reminder warning for front and rear all seating positions
Child seat anchorage for 2nd row seats
Autonomous Emergency Braking (AEB)
Forward Collision Warning (FCW)
Lane Departure Warning (LDW)

CLIMATE CONTROL

Lane Keeping Assist (LKA)
High Beam Assist (HBA)
Traffic Sign Recognition (TSR)
Front Vehicle Start Alert (FVSA)
Driver Attention Alert (DAA)
Safety Distance Alert (SDA)
Blind Spot-detection Warning (BSW)
Lane Change-collision Warning (LCW)
Rear Cross Traffic Warning (RCTW)
Blind Spot-Collision Assist (BSA)
Rear Cross Traffic-Collision Assist (RCTA)
Safety Exit Warning (SEW)
Intelligent Adaptive Cruise Control (IACC)
Centering Lane Keeping Assist (CLKA)

AUDIO & VIDEO

12.3" smart audio system with link to HD rear view camera including DAB and Glonass
12.3" navigation system with link to HD rear view camera including DAB and Glonass
6 speakers
3-dimensional around view monitoring system
Bluetooth hands free
Audio remote control switches on steering wheel
Car connectivity - Apple CarPlay & Google Android Auto
C-type USB slots on the front & console back
Roof-mounted shark-fin antenna with 12.3" smart audio and 12.3" navigation

CONVENIENCE

Standard cluster including 3.5" mono TFT-LCD information screen
Deluxe 12.3" full colour LCD cluster including trip computer
Full LED 4-ball front head lights with LED DRL, LED turn signal lamp and manual leveling
LED front fog lights
LED rear fog lights
Rear combination lamp with LED stop lights
Ambient lights on the instrument panel and door handle
Foot LED lamps for driver and front passenger
Automatic light control and rain-sensing front wipers
Safety power window (front or all)
LED lamps in cabin
Folding type dual remote keyless entry system (REKES) with key hole illumination
Dual smart key system including auto closing function (deluxe)
Immobiliser with keyhole illumination
Anti-theft alarm
Twin horn
Intermittent rear wiper
Deluxe daytime running light (DRL) with front & rear sequential turn signal lighting
Smart power tailgate
Wireless charger
LED license lamp

CLIMATE CONTROL

Front manual air conditioning system
Front dual-temperature zone auto air conditioning system

CLIMATE CONTROL

Front manual air conditioning system for 7-seater
Automatic defogging system
Cabin air quality control system
Cluster Ionizer
Rear air vent on centre console
Positive temperature coefficient (PTC) heater for diesel engine

CLIMATE CONTROL

Front manual air conditioning system
Front dual-temperature zone auto air conditioning system

TECHNICAL DATA

ENGINE		Diesel 2.2 (5-seater)		Diesel 2.2 (7-seater)						
DRIVEN WHEELS		2WD	Part time 4WD	2WD	Part time 4WD					
TRANSMISSION		8AT								
EMISSION		Euro 6d Step 2								
EXTERIOR DIMENSION	Overall length	4,850								
	Overall width	1,960								
	Overall height	1,825 (with roof rack)								
	Wheelbase	2,865								
	Tread	Front	1,640							
		Rear	1,640							
		Overhang	Front	895						
		Rear	1,090							
	Minimum ground clearance	224 (with Independent Rear Suspension) / 203 (with 5-link rear suspension)								
	Minimum turning radius	5.5								
WEIGHT	Gross vehicle weight	2,670	2,800	2,820	2,950					
	Kerb weight	1,960	2,070	1,980	2,105					
	Gross trailer weight	Braked	2,700	3,000	2,700	3,000				
		Unbraked	750							
Fuel	-	Diesel								
Fuel tank	ℓ	70								
Capacity	cc	2,157								
Bore X stroke	mm	86.2 X 92.4								
Compression ratio	-	15.5:1								
Number of cylinders	-	4 in-line								
PERFORMANCE	Max. power	kW/rpm	148.6 / 3,800							
		ps/rpm	202 / 3,800							
	Max. torque	Nm/rpm	441 / 1,600–2,600							
		kg.m/rpm	45 / 1,600–2,600							
Max. speed	km/h	184								
ISG (IDLE STOP & GO)		with ISG	Without ISG	with ISG	Without ISG	with ISG	Without ISG	with ISG	Without ISG	
FUEL CONSUMPTION	CO ₂ (combined)	g/km	199	206	214	220	203	209	216	228
	Combined		7.590	7.858	8.161	8.390	7.742	7.972	8.240	8.695
	Phase 1(Low phase)		9.322	10.717	10.256	11.622	9.440	10.883	10.274	11.889
	Phase 2(Mid phase)	ℓ/100km	7.580	7.758	8.170	8.526	7.647	7.923	8.194	8.653
	Phase 3(High phase)		6.445	6.531	7.115	7.045	6.678	6.671	7.113	7.361
Phase 4(Extra High phase)		7.940	7.994	8.278	8.266	8.084	8.037	8.480	8.681	

*Some features may be optional or unavailable according to market. Please contact your local dealer for the exact details regarding vehicles sold in your area.

* The above technical data can vary slightly by regional certification requirements or sales specifications. * The fuel economy can vary according to road conditions or driver's habits.

* The declared fuel consumption and CO₂ emissions were determined according to the newly introduced Worldwide Harmonized Light Vehicles Test Procedure (WLTP) and additionally measured according to the Real Drive Emission (RDE) method during road tests. The engines comply with the Euro 6d Step 2 emission standard. The details do not relate to a single, individual vehicle and are not part of the offer, but serve only for comparison purposes among the different vehicle types.

DIMENSIONS

(mm)

